

Co-op/Intern Performance Skills 1st Term 2015.16





Respondents: 628 displayed, 628 total

Status: Open














Launched Date: N/A



















Closed Date: 04/01/2030

1. Enter Basic Information:

		Response Total	Response Percent
view Student Name:		629	100%
view Student ID:		629	100%
view Company Name:		629	100%
view Supervisor Name:		629	100%
Total Respondents		629	

2. My major is:

		Response Total	Response Percent	Points	Avg
ACC Accounting		34	5%	n/a	n/a
ADM Apparel Design & Merchandising		23	4%	n/a	n/a
AEM Applied Engineering Management		13	2%	n/a	n/a
AFA African/African-American Studies		0	0%	n/a	n/a
AGR Agriculture		13	2%	n/a	n/a
ANS Animal Studies		17	3%	n/a	n/a
ANT Anthropology		0	0%	n/a	n/a
ART		0	0%	n/a	n/a
ATHT Athletic Training		0	0%	n/a	n/a
AVN Aviation		2	0%	n/a	n/a
BEM Broadcasting & Electronic Media		26	4%	n/a	n/a
BIO Biology		1	0%	n/a	n/a
CAS General Studies Arts & Sciences		0	0%	n/a	n/a
CDF Child & Family Studies		3	0%	n/a	n/a
CDS Communication Disorders		0	0%	n/a	n/a
CHE Chemistry		7	1%	n/a	n/a
CHU Comparative Humanities		0	0%	n/a	n/a
CIS Computer Information Systems		8	1%	n/a	n/a
CMS Communication Studies		39	6%	n/a	n/a
CON Construction Management		37	6%	n/a	n/a
COR Correctional & Juvenile Justice		0	0%	n/a	n/a
CRJ Criminal Justice		20	3%	n/a	n/a
CSC Computer Science		7	1%	n/a	n/a
DES Design		1	0%	n/a	n/a
ECO Economics		2	0%	n/a	n/a
EHS Environmental Health		17	3%	n/a	n/a

Sciences					
EMC Emergency Medical Care		0	0%	n/a	n/a
ENG English		1	0%	n/a	n/a
ENGT English Teaching		0	0%	n/a	n/a
ENV Environmental Studies		0	0%	n/a	n/a
FAEP Fire/Arson & Explosion Investigation		17	3%	n/a	n/a
FCS Family & Consumer Science		4	1%	n/a	n/a
FIN Finance		1	0%	n/a	n/a
FOR Forensic Science		1	0%	n/a	n/a
FSE Fire & Safety Engineering		36	6%	n/a	n/a
FSE Online		16	3%	n/a	n/a
GBU General Business		7	1%	n/a	n/a
GCM Graphics Communications Management		2	0%	n/a	n/a
GEO Geography		4	1%	n/a	n/a
GLO Globalization & International Affairs		0	0%	n/a	n/a
GLY Geology		0	0%	n/a	n/a
GND General Dietetics		14	2%	n/a	n/a
GSAS General Studies Arts & Sciences		3	0%	n/a	n/a
GSBT General Studies Business & Technology		7	1%	n/a	n/a
GSD General Studies		12	2%	n/a	n/a
GSD Online		0	0%	n/a	n/a
GSHS General Studies Health Sciences		3	0%	n/a	n/a
HEA Health Education		2	0%	n/a	n/a
HIS History		2	0%	n/a	n/a
HIST History Teaching		0	0%	n/a	n/a
HLS Homeland Security		4	1%	n/a	n/a
HRT Horticulture		6	1%	n/a	n/a
HSA Health Services Administration		2	0%	n/a	n/a
INS Insurance		1	0%	n/a	n/a
JOU Journalism		6	1%	n/a	n/a
LAS Paralegal Studies		0	0%	n/a	n/a
LAS Online		0	0%	n/a	n/a
LGS		0	0%	n/a	n/a
MAT Mathematics		0	0%	n/a	n/a
MATT Mathematics Teaching		0	0%	n/a	n/a
MBA Masters of Business Administration		1	0%	n/a	n/a
MGT Management		6	1%	n/a	n/a
MKT Marketing		2	0%	n/a	n/a
MUS Music		7	1%	n/a	n/a
NET Network Security & Electronics		21	3%	n/a	n/a
NUR Nursing		1	0%	n/a	n/a
OHO Ornamental Horticulture		4	1%	n/a	n/a
OSH Occupational Safety & Health		63	10%	n/a	n/a
OSH Online		9	1%	n/a	n/a
OTS Occupational Therapy		0	0%	n/a	n/a

PGM Professional Golf Management	0	0%	n/a	n/a
PHE Physical Education	0	0%	n/a	n/a
PHI Philosophy	0	0%	n/a	n/a
PHY Physics	1	0%	n/a	n/a
PHYT Physics Teaching	0	0%	n/a	n/a
PLS Police Studies	2	0%	n/a	n/a
PLS Online	0	0%	n/a	n/a
POL Political Science	7	1%	n/a	n/a
PSY Psychology	15	2%	n/a	n/a
PSY Online	1	0%	n/a	n/a
PUB Public Relations	37	6%	n/a	n/a
REC Recreation & Park Administration	3	0%	n/a	n/a
REL Religion	0	0%	n/a	n/a
RMIN Risk Management & Insurance	3	0%	n/a	n/a
SED Special Education	0	0%	n/a	n/a
SOC Sociology	0	0%	n/a	n/a
SPA Spanish	1	0%	n/a	n/a
SPAT Spanish Teaching	0	0%	n/a	n/a
SSE Safety, Security & Emergency Management	19	3%	n/a	n/a
SSE Online	2	0%	n/a	n/a
STA Statistics	1	0%	n/a	n/a
SWK Social Work	0	0%	n/a	n/a
THE Theatre	0	0%	n/a	n/a
WGS Women & Gender Studies	0	0%	n/a	n/a
WLD Wildlife Management	2	0%	n/a	n/a
Total Respondents		629	100%	

3. I speak with clarity and confidence.

	Response Total	Response Percent	Points	Avg
5	267	42%	n/a	n/a
4	299	48%	n/a	n/a
3	60	10%	n/a	n/a
2	1	0%	n/a	n/a
1	0	0%	n/a	n/a
N/A	2	0%	n/a	n/a
Total Respondents		629	100%	

4. I write clearly and concisely.

	Response Total	Response Percent	Points	Avg
5	306	49%	n/a	n/a
4	268	43%	n/a	n/a
3	49	8%	n/a	n/a
2	1	0%	n/a	n/a
1	0	0%	n/a	n/a
N/A	5	1%	n/a	n/a
Total Respondents		629	100%	

5. I make effective presentations.

	Response Total	Response Percent	Points	Avg
--	----------------	------------------	--------	-----

5		226	36%	n/a	n/a
4		295	47%	n/a	n/a
3		67	11%	n/a	n/a
2		5	1%	n/a	n/a
1		0	0%	n/a	n/a
N/A		36	6%	n/a	n/a
Total Respondents		629	100%		

6. I exhibit good listening and questioning skills.

		Response Total	Response Percent	Points	Avg
5		389	62%	n/a	n/a
4		216	34%	n/a	n/a
3		23	4%	n/a	n/a
2		0	0%	n/a	n/a
1		0	0%	n/a	n/a
N/A		1	0%	n/a	n/a
Total Respondents		629	100%		

7. Comments on Communication:

Total Respondents 628

8. I evaluate situations effectively.

		Response Total	Response Percent	Points	Avg
5		311	50%	n/a	n/a
4		286	46%	n/a	n/a
3		31	5%	n/a	n/a
2		0	0%	n/a	n/a
1		0	0%	n/a	n/a
N/A		0	0%	n/a	n/a
Total Respondents		628	100%		

9. I make well-informed decisions.

		Response Total	Response Percent	Points	Avg
5		332	53%	n/a	n/a
4		271	43%	n/a	n/a
3		23	4%	n/a	n/a
2		1	0%	n/a	n/a
1		0	0%	n/a	n/a
N/A		1	0%	n/a	n/a
Total Respondents		628	100%		

10. I identify and suggest new ideas that benefit the work environment.

		Response Total	Response Percent	Points	Avg
5		273	43%	n/a	n/a
4		258	41%	n/a	n/a
3		83	13%	n/a	n/a
2		3	0%	n/a	n/a
1		0	0%	n/a	n/a
N/A		11	2%	n/a	n/a
Total Respondents		628	100%		

11. I learn and apply new material appropriately.

		Response Total	Response Percent	Points	Avg
5		349	56%	n/a	n/a
4		250	40%	n/a	n/a
3		24	4%	n/a	n/a
2		2	0%	n/a	n/a
1		0	0%	n/a	n/a
N/A		3	0%	n/a	n/a
Total Respondents		628	100%		

12. I apply classroom learning to work situations.

		Response Total	Response Percent	Points	Avg
5		354	56%	n/a	n/a
4		212	34%	n/a	n/a
3		53	8%	n/a	n/a
2		2	0%	n/a	n/a
1		1	0%	n/a	n/a
N/A		6	1%	n/a	n/a
Total Respondents		628	100%		

13. Comments on Critical/Creative Thinking Skills:

Total Respondents 628

14. I assume responsibility/accountability for actions.

		Response Total	Response Percent	Points	Avg
5		501	80%	n/a	n/a
4		119	19%	n/a	n/a
3		7	1%	n/a	n/a
2		0	0%	n/a	n/a
1		0	0%	n/a	n/a
N/A		1	0%	n/a	n/a
Total Respondents		628	100%		

15. I exhibit self-confidence.

		Response Total	Response Percent	Points	Avg
5		312	50%	n/a	n/a
4		233	37%	n/a	n/a
3		75	12%	n/a	n/a
2		7	1%	n/a	n/a
1		0	0%	n/a	n/a
N/A		1	0%	n/a	n/a
Total Respondents		628	100%		

16. I possess honesty/integrity/personal ethics.

		Response Total	Response Percent	Points	Avg
5		531	85%	n/a	n/a
4		92	15%	n/a	n/a
3		4	1%	n/a	n/a
2		0	0%	n/a	n/a
1		0	0%	n/a	n/a
N/A		0	0%	n/a	n/a

		Total Respondents	627	100%		
		(skipped this question)		1		
17. I show initiative and am self-motivated.						
		Response Total	Response Percent	Points	Avg	
5		432	69%	n/a	n/a	
4		171	27%	n/a	n/a	
3		24	4%	n/a	n/a	
2		0	0%	n/a	n/a	
1		0	0%	n/a	n/a	
N/A		0	0%	n/a	n/a	
		Total Respondents	627	100%		
		(skipped this question)		1		
18. I maintain a positive attitude.						
		Response Total	Response Percent	Points	Avg	
5		392	63%	n/a	n/a	
4		208	33%	n/a	n/a	
3		26	4%	n/a	n/a	
2		1	0%	n/a	n/a	
1		0	0%	n/a	n/a	
N/A		0	0%	n/a	n/a	
		Total Respondents	627	100%		
		(skipped this question)		1		
19. I react positively to supervision.						
		Response Total	Response Percent	Points	Avg	
5		438	70%	n/a	n/a	
4		168	27%	n/a	n/a	
3		20	3%	n/a	n/a	
2		1	0%	n/a	n/a	
1		0	0%	n/a	n/a	
N/A		0	0%	n/a	n/a	
		Total Respondents	627	100%		
		(skipped this question)		1		
20. I demonstrate flexibility/adaptability.						
		Response Total	Response Percent	Points	Avg	
5		429	68%	n/a	n/a	
4		182	29%	n/a	n/a	
3		16	3%	n/a	n/a	
2		0	0%	n/a	n/a	
1		0	0%	n/a	n/a	
N/A		0	0%	n/a	n/a	
		Total Respondents	627	100%		
		(skipped this question)		1		
21. Comments on Professional Qualities:						
				Total Respondents	626	
				(skipped this question)		2
22. I work effectively with others.						

		Response Total	Response Percent	Points	Avg
5		439	70%	n/a	n/a
4		170	27%	n/a	n/a
3		18	3%	n/a	n/a
2		0	0%	n/a	n/a
1		0	0%	n/a	n/a
N/A		1	0%	n/a	n/a
Total Respondents		628	100%		

23. I relate well with clients.

		Response Total	Response Percent	Points	Avg
5		367	58%	n/a	n/a
4		178	28%	n/a	n/a
3		37	6%	n/a	n/a
2		1	0%	n/a	n/a
1		1	0%	n/a	n/a
N/A		44	7%	n/a	n/a
Total Respondents		628	100%		

24. I give direction, guidance and training as appropriate.

		Response Total	Response Percent	Points	Avg
5		324	52%	n/a	n/a
4		210	33%	n/a	n/a
3		56	9%	n/a	n/a
2		2	0%	n/a	n/a
1		1	0%	n/a	n/a
N/A		35	6%	n/a	n/a
Total Respondents		628	100%		

25. I manage conflict effectively.

		Response Total	Response Percent	Points	Avg
5		318	51%	n/a	n/a
4		226	36%	n/a	n/a
3		51	8%	n/a	n/a
2		4	1%	n/a	n/a
1		0	0%	n/a	n/a
N/A		29	5%	n/a	n/a
Total Respondents		628	100%		

26. I respect diversity.

		Response Total	Response Percent	Points	Avg
5		508	81%	n/a	n/a
4		108	17%	n/a	n/a
3		10	2%	n/a	n/a
2		0	0%	n/a	n/a
1		0	0%	n/a	n/a
N/A		2	0%	n/a	n/a
Total Respondents		628	100%		

27. Comments on Interpersonal Skills:

		Total Respondents	628		
28. I manage projects effectively.					
		Response Total	Response Percent	Points	Avg
5		312	50%	n/a	n/a
4		251	40%	n/a	n/a
3		47	8%	n/a	n/a
2		1	0%	n/a	n/a
1		0	0%	n/a	n/a
N/A		15	2%	n/a	n/a
		Total Respondents	626	100%	
		(skipped this question)		2	
29. I use resources effectively.					
		Response Total	Response Percent	Points	Avg
5		370	59%	n/a	n/a
4		220	35%	n/a	n/a
3		33	5%	n/a	n/a
2		1	0%	n/a	n/a
1		0	0%	n/a	n/a
N/A		2	0%	n/a	n/a
		Total Respondents	626	100%	
		(skipped this question)		2	
30. I set goals and prioritize.					
		Response Total	Response Percent	Points	Avg
5		377	60%	n/a	n/a
4		195	31%	n/a	n/a
3		47	8%	n/a	n/a
2		2	0%	n/a	n/a
1		0	0%	n/a	n/a
N/A		5	1%	n/a	n/a
		Total Respondents	626	100%	
		(skipped this question)		2	
31. I manage several tasks at once.					
		Response Total	Response Percent	Points	Avg
5		350	56%	n/a	n/a
4		207	33%	n/a	n/a
3		60	10%	n/a	n/a
2		2	0%	n/a	n/a
1		0	0%	n/a	n/a
N/A		7	1%	n/a	n/a
		Total Respondents	626	100%	
		(skipped this question)		2	
32. I allocate time to meet deadlines.					
		Response Total	Response Percent	Points	Avg
5		340	54%	n/a	n/a
4		215	34%	n/a	n/a
3		53	8%	n/a	n/a

2		3	0%	n/a	n/a
1		0	0%	n/a	n/a
N/A		15	2%	n/a	n/a
Total Respondents		626	100%		
(skipped this question)				2	

33. I produce quality work.

		Response Total	Response Percent	Points	Avg
5		409	65%	n/a	n/a
4		196	31%	n/a	n/a
3		13	2%	n/a	n/a
2		2	0%	n/a	n/a
1		0	0%	n/a	n/a
N/A		6	1%	n/a	n/a
Total Respondents		626	100%		
(skipped this question)				2	

34. I understand and use the technology appropriate to the position.

		Response Total	Response Percent	Points	Avg
5		418	67%	n/a	n/a
4		168	27%	n/a	n/a
3		31	5%	n/a	n/a
2		2	0%	n/a	n/a
1		0	0%	n/a	n/a
N/A		7	1%	n/a	n/a
Total Respondents		626	100%		
(skipped this question)				2	

35. Comments on Performance Skills:

Total Respondents		626
(skipped this question)		2

36. Provided opportunities for new learning.

		Response Total	Response Percent	Points	Avg
Yes		614	98%	n/a	n/a
No		10	2%	n/a	n/a
N/A		4	1%	n/a	n/a
Total Respondents		628	100%		

37. Provided opportunities for increased responsibilities and/or more in-depth learning.

		Response Total	Response Percent	Points	Avg
Yes		608	97%	n/a	n/a
No		13	2%	n/a	n/a
N/A		7	1%	n/a	n/a
Total Respondents		628	100%		

38. Please assess the value of your learning from this assignment.

		Response Total	Response Percent	Points	Avg
5		422	67%	n/a	n/a
4		158	25%	n/a	n/a

3		42	7%	n/a	n/a
2		5	1%	n/a	n/a
1		1	0%	n/a	n/a
Total Respondents		628	100%		

39. Increased my awareness and understanding of the link between classroom concepts and work-world applications.

		Response Total	Response Percent	Points	Avg
5		402	64%	n/a	n/a
4		162	26%	n/a	n/a
3		51	8%	n/a	n/a
2		10	2%	n/a	n/a
1		3	0%	n/a	n/a
Total Respondents		628	100%		

40. Comments, examples, observations:

Total Respondents	354
(skipped this question)	274

41. Gave me the opportunity to develop specific professional skills related to my academic major:

		Response Total	Response Percent	Points	Avg
5		428	68%	n/a	n/a
4		147	23%	n/a	n/a
3		44	7%	n/a	n/a
2		5	1%	n/a	n/a
1		3	0%	n/a	n/a
Total Respondents		627	100%		
(skipped this question)			1		

42. Comments, examples, observations:

Total Respondents	336
(skipped this question)	292

43. Helped me determine my own strengths:

		Response Total	Response Percent	Points	Avg
5		384	61%	n/a	n/a
4		185	30%	n/a	n/a
3		45	7%	n/a	n/a
2		8	1%	n/a	n/a
1		4	1%	n/a	n/a
Total Respondents		626	100%		
(skipped this question)			2		

44. Comments, examples, observations:

Total Respondents	304
(skipped this question)	324

45. Helped me determine my own weaknesses:

		Response Total	Response Percent	Points	Avg
5		355	57%	n/a	n/a
4		187	30%	n/a	n/a

3		68	11%	n/a	n/a
2		8	1%	n/a	n/a
1		7	1%	n/a	n/a
Total Respondents		625	100%		
(skipped this question)			3		

46. Comments, examples, observations:

Total Respondents	299
(skipped this question)	329

47. Provided me with appropriate supervision:

		Response Total	Response Percent	Points	Avg
5		427	68%	n/a	n/a
4		145	23%	n/a	n/a
3		41	7%	n/a	n/a
2		9	1%	n/a	n/a
1		2	0%	n/a	n/a
Total Respondents		624	100%		
(skipped this question)			4		

48. Comments, examples, observations:

Total Respondents	295
(skipped this question)	333

49. Provided me with a supportive work environment:

		Response Total	Response Percent	Points	Avg
5		461	74%	n/a	n/a
4		128	21%	n/a	n/a
3		25	4%	n/a	n/a
2		7	1%	n/a	n/a
1		3	0%	n/a	n/a
Total Respondents		624	100%		
(skipped this question)			4		

50. Comments, examples, observations:

Total Respondents	293
(skipped this question)	335

51. Provided me with a better understanding of my chosen profession:

		Response Total	Response Percent	Points	Avg
5		435	70%	n/a	n/a
4		133	21%	n/a	n/a
3		42	7%	n/a	n/a
2		8	1%	n/a	n/a
1		6	1%	n/a	n/a
Total Respondents		624	100%		
(skipped this question)			4		



52. Comments, examples, observations:

Total Respondents	295
(skipped this question)	333




53. Gave me the opportunity to observe professionals in my field:					
		Response Total	Response Percent	Points	Avg
5		395	63%	n/a	n/a
4		135	21%	n/a	n/a
3		56	9%	n/a	n/a
2		19	3%	n/a	n/a
1		23	4%	n/a	n/a
Total Respondents		628	100%		
54. Comments, examples, observations:					
Total Respondents				303	
(skipped this question)				325	
55. Helped me to clarify my career plans and options:					
		Response Total	Response Percent	Points	Avg
5		384	61%	n/a	n/a
4		145	23%	n/a	n/a
3		70	11%	n/a	n/a
2		19	3%	n/a	n/a
1		10	2%	n/a	n/a
Total Respondents		628	100%		
56. Comments, examples, observations:					
Total Respondents				274	
(skipped this question)				354	
57. Provided greater clarity about my academic goals:					
		Response Total	Response Percent	Points	Avg
5		362	58%	n/a	n/a
4		163	26%	n/a	n/a
3		70	11%	n/a	n/a
2		19	3%	n/a	n/a
1		14	2%	n/a	n/a
Total Respondents		628	100%		
58. Comments, examples, observations:					
Total Respondents				235	
(skipped this question)				393	
59. Increased my academic motivation:					
		Response Total	Response Percent	Points	Avg
5		376	60%	n/a	n/a
4		154	25%	n/a	n/a
3		66	11%	n/a	n/a
2		17	3%	n/a	n/a
1		15	2%	n/a	n/a
Total Respondents		628	100%		
60. Comments, examples, observations:					

		Total Respondents	240		
		(skipped this question)	388		
61. Other - Please specify:					
		Total Respondents	79		
		(skipped this question)	549		
62. Based upon factors including level of responsibility, major accomplishments, development of professional skills, and learning opportunities, please provide an overall evaluation of this semester's co-op/internship position.					
		Response Total	Response Percent	Points	Avg
5		413	66%	n/a	n/a
4		169	27%	n/a	n/a
3		36	6%	n/a	n/a
2		8	1%	n/a	n/a
1		1	0%	n/a	n/a
		Total Respondents	627	100%	
		(skipped this question)	1		
63. What were your primary work responsibilities as a co-op/internship student and were your duties consistent with the job description on file in the Co-op Office? Your response should be at least one paragraph.					
		Total Respondents	619		
		(skipped this question)	9		
64. Identify at least three specific concepts and/or topics in your major or other courses preparing you for your co-op/internship position and indicate the courses in which you learned these concepts. (example: A knowledge of interpersonal communication theory helped me in my sales Co-op position. Interpersonal Communication theory was taught in CMS 300.)					
		Response Total	Response Percent		
view 1)		618	100%		
view 2)		618	100%		
view 3)		616	100%		
		Total Respondents	618		
		(skipped this question)	10		
65. What knowledge do you wish you had acquired in the classroom that would have helped you in this co-op/internship experience?					
		Total Respondents	615		
		(skipped this question)	13		
66. Relate how your job responsibilities enabled you to apply the theory learned in the classroom.					
		Total Respondents	615		
		(skipped this question)	13		
67. What was the most beneficial aspect of your on-the-job experience and why?					
		Total Respondents	626		
		(skipped this question)	2		
68. What was the least beneficial aspect of your on-the-job experience and why? (Please be honest.)					
		Total Respondents	625		
		(skipped this question)	3		
69. Co-op Students in their first term or in a new organization: Co-op Only - What additional experience, knowledge and/or skills would you like to gain in your next co-op experience?					
		Total Respondents	625		
		(skipped this question)	3		







70. Did/will you receive a full-time or part-time job offer from your co-op employer?

		Response Total	Response Percent	Points	Avg
Yes		291	46%	n/a	n/a
No		335	54%	n/a	n/a
Total Respondents		626			
(skipped this question)		2			






71. Did/will you accept the offer?

		Response Total	Response Percent	Points	Avg
Yes		211	34%	n/a	n/a
No		53	8%	n/a	n/a
N/A		362	58%	n/a	n/a
Total Respondents		626	100%		
(skipped this question)		2			






72. How did you hear about Co-op?

		Response Total	Response Percent	Points	Avg
Faculty		191	30%	n/a	n/a
Co-op Staff		131	21%	n/a	n/a
EKU Staff		197	31%	n/a	n/a
Employer		79	13%	n/a	n/a
Student		136	22%	n/a	n/a
Other, please specify	 view	122	19%	n/a	n/a
Total Respondents		627			
(skipped this question)		1			

73. How did your Co-op Faculty Coordinator contact you during this semester?

		Response Total	Response Percent	Points	Avg
Site Visit		63	10%	n/a	n/a
Phone Call		123	20%	n/a	n/a
Email		458	73%	n/a	n/a
Contacted Supervisor		78	12%	n/a	n/a
Not Aware of Contact		85	14%	n/a	n/a
Total Respondents		627			
(skipped this question)		1			

74. Did the Co-op Office staff provide you with courteous service?

		Response Total	Response Percent	Points	Avg
5		414	66%	n/a	n/a
4		143	23%	n/a	n/a
3		55	9%	n/a	n/a
2		10	2%	n/a	n/a
1		5	1%	n/a	n/a
Total Respondents		627	100%		
(skipped this question)		1			

75. Comments

		Total Respondents	181		
		(skipped this question)	447		
76. Did the Co-op Office staff provide you with accurate service?					
		Response Total	Response Percent	Points	Avg
5		411	66%	n/a	n/a
4		154	25%	n/a	n/a
3		53	8%	n/a	n/a
2		8	1%	n/a	n/a
1		1	0%	n/a	n/a
		Total Respondents	627	100%	
		(skipped this question)	1		
77. Comments					
		Total Respondents	130		
		(skipped this question)	498		
78. Did the Co-op Office staff provide you with timely service?					
		Response Total	Response Percent	Points	Avg
5		422	67%	n/a	n/a
4		128	20%	n/a	n/a
3		61	10%	n/a	n/a
2		10	2%	n/a	n/a
1		6	1%	n/a	n/a
		Total Respondents	627	100%	
		(skipped this question)	1		
79. Comments					
		Total Respondents	139		
		(skipped this question)	489		
80. What was your pay per hour?					
		Total Respondents	627		
		(skipped this question)	1		
81. Are you a graduating senior?					
		Response Total	Response Percent	Points	Avg
Yes		282	45%	n/a	n/a
No		345	55%	n/a	n/a
		Total Respondents	627		
		(skipped this question)	1		
82. Did you accept a full-time or part-time job offer from a company other than your Co-op/Internship employer?					
		Response Total	Response Percent	Points	Avg
Yes		43	15%	n/a	n/a
No		236	85%	n/a	n/a
		Total Respondents	279		
		(skipped this question)	349		
83. If Yes, please enter your offer information:					

Survey Results

		Response Total	Response Percent
view	Name of Company: [REDACTED]	54	14%
view	Job Title: [REDACTED]	54	14%
		Total Respondents	54
		(skipped this question)	574